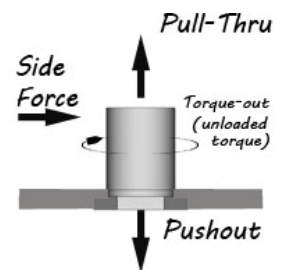


All standoffs as designed to be pressed into a round hole. Preferably punched, and results in the cold flow of the sheet metal material into the undercut and around the base of the standoff.


Once properly installed, the standoffs provide strong push out and torque-out resistance in accordance with catalog specifications.

Typical uses of captive standoffs are to allow components or PC boards to be stacked about the base panel.

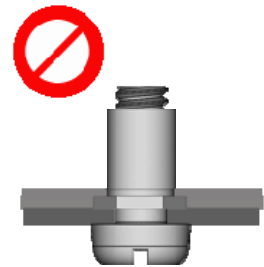
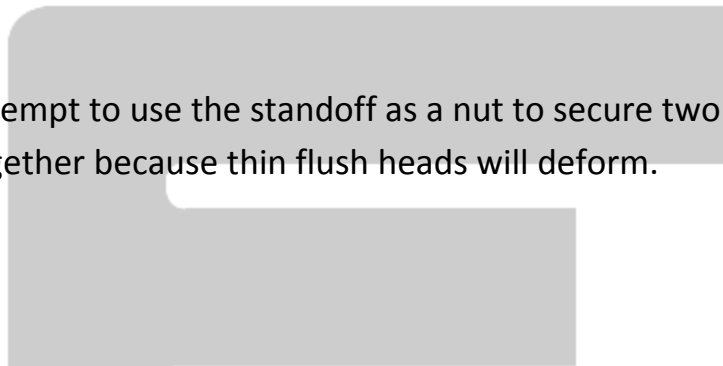


To avoid misuse or possible failure please observe the following:

1. Do not apply side force to the standoff, which will cause the clinched area to fatigue or fail, loosening the standoff.



2. Do not attempt to use the standoff as a nut to secure two panels together because thin flush heads will deform.



3. Do not leave a space between the top of the standoff and bottom of upper panel which may cause a jacking force condition, resulting in a standoff head failure, pulling through the base panel.

